

GLNARCH:  
Evidence of  
Program  
Effectiveness

---

Annual Report to CSAC: August 25,  
2021



# Intern Profiles

**2014-2020**

(N) 17



**17**

Total No. of Interns

6 years (2014-2020)

## Years as an Intern

1 year	10
2 years	5
3 years	2

## Academic Status During Internship

Sophomore	4%
Junior	4%
Senior	35%
Graduate	19%
PhD	11%
Missing	27%

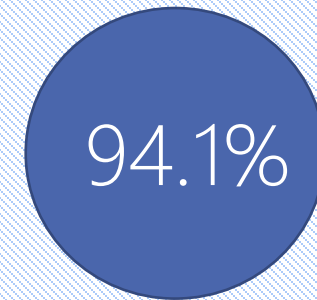
## Tribal Affiliation

Bad River	12%
Brothertown Nation	6%
Grand River Band of Ottawa Indians and Grand traverse band of Ottawa Indians	6%
Lac Courts Oreilles	6%
Menominee	6%
Muscogee Nation of Oklahoma	6%
Nagaajiwanaang	6%
Oneida	12%
Samish Nation	6%
Sault Ste Marie Ojibwa	6%
Sault Ste Marie Tribe of Chippewa Indians	17%
Wichita and Affiliated Tribes	6%
Missing	6%

## Internship Location

California	4%
Michigan	31%
Wisconsin	57%
Virtual	4%
Missing	4%

## Intern Completion Rate





# Program Effectiveness Dashboard

Goal A. Provide internship & mentor opportunities to increase the number of AI/AN students engaged in health sciences



**105**

Overall # Interns

2003-2021



**170**

Overall # Internships

2003-2021



Students

No. Research Interest (2014-20) 26

No. Posters 39

No. Presentations 13

No. Publications 19



**45**

Overall # Internship sites

2003-2021



**90**

Overall # Mentors

2003-2021



**33**

Overall # Tribes Represented

2003-2021



# Program Effectiveness Dashboard

Internship Evaluation – Student Responses

Goal 1. Fostering Fidelity



**100%**

**Strongly Agree/Agree**

Beneficial Experience

2014-2020



**100%**

**Strongly Agree/Agree**

Mentor Enthusiastic about  
Internship

2014-2020



**94%**

**Strongly Agree/Agree**

Recommend Experience  
to Students

2014-2020



**89%**

**Strongly Agree/Agree**

Comprehensive Orientation  
from Supervisor

2014-2020



**95%**

**Strongly Agree/Agree**

Completely satisfied with  
Internship

2014-2020



# Program Effectiveness Dashboard

Internship Evaluation – Student Responses  
Goal 2. Networking and Professional Development



**100%**

**Strongly Agree/Agree**  
Met at least 1/Month

2014-2020



**100%**

**Strongly Agree/Agree**  
Established Goals

2014-2020



**100%**

**Strongly Agree/Agree**  
Interested in me as a person  
and future professional

2014-2020



**94%**

**Strongly Agree/Agree**  
Interested in my progress  
and development

2014-2020



**94%**

**Strongly Agree/Agree**  
Openly and easily talk  
to mentor

2014-2020



**94%**

**Strongly Agree/Agree**  
Mentor gave useful feedback

2014-2020



**100%**

**Strongly Agree/Agree**  
Mentor is good role model

2014-2020



**94%**

**Strongly Agree/Agree**  
Know well enough to use  
as personal reference

2014-2020



# Program Effectiveness Dashboard

Internship Evaluation – Student Responses  
Goal 3. Contribution to the Field



**100%**

**Strongly Agree/Agree**  
Able to use acquired  
knowledge and Skills

2014-2020



**100%**

**Strongly Agree/Agree**  
Better understanding of  
research

2014-2020



**75%**

**Strongly Agree/Agree**  
Further my research after  
completed internship

2014-2020



**65%**

**Strongly Agree/Agree**  
Presented research at  
community event

2014-2020



**69%**

**Strongly Agree/Agree**  
Presented poster at  
poster session

2014-2020



**65%**

**Strongly Agree/Agree**  
Plan on writing publication  
with my project

2014-2020



**38%**

**Strongly Agree/Agree**  
Participated in  
digital story telling

2014-2020



# Program Effectiveness Dashboard

Internship Evaluation – Student Responses  
Goal 4. Engaging community involvement/cultural context



**100%**

**Strongly Agree/Agree**

Sensitive and aware of ethical issues

2014-2020



**100%**

**Strongly Agree/Agree**

Work to understand cultural differences

2014-2020



**100%**

**Strongly Agree/Agree**

Value and integrate cultural differences

2014-2020



**94%**

**Strongly Agree/Agree**

Developed culturally sensitive techniques

2014-2020



**100%**

**Strongly Agree/Agree**

Other members of community are important to me

2014-2020



**82%**

**Strongly Agree/Agree**

Made new connections as a result of my participation in community

2014-2020



**89%**

**Strongly Agree/Agree**

Consider myself involved in the community

2014-2020



**83%**

**Strongly Agree/Agree**

Active in the community

2014-2020



**61%**

**Strongly Agree/Agree**

Much of the time was spent working with community

2014-2020



**78%**

**Strongly Agree/Agree**

Positive difference to the community

2014-2020



# Program Effectiveness Dashboard

## Internship Evaluation – Student Responses

Goal 5. Development of student's awareness, interest, and skills in health sciences



**94%**

**Strongly Agree/Agree**

Internship challenging and stimulating

2014-2020



**89%**

**Strongly Agree/Agree**

Internship was valuable for personal growth and development

2014-2020



**100%**

**Strongly Agree/Agree**

Effective mentor's approach to teaching

2014-2020



**94%**

**Strongly Agree/Agree**

Learned tremendous amount

2014-2020



**89%**

**Strongly Agree/Agree**

Increased my knowledge and understanding of health sciences

2014-2020



**94%**

**Strongly Agree/Agree**

Satisfied with my work

2014-2020



**67%**

**Strongly Agree/Agree**

Feel committed to a career in health sciences

2014-2020



**88%**

**Strongly Agree/Agree**

Confident in my ability to conduct research

2014-2020



**78%**

**Strongly Agree/Agree**

Achieved things that are beyond my personal limits

2014-2020



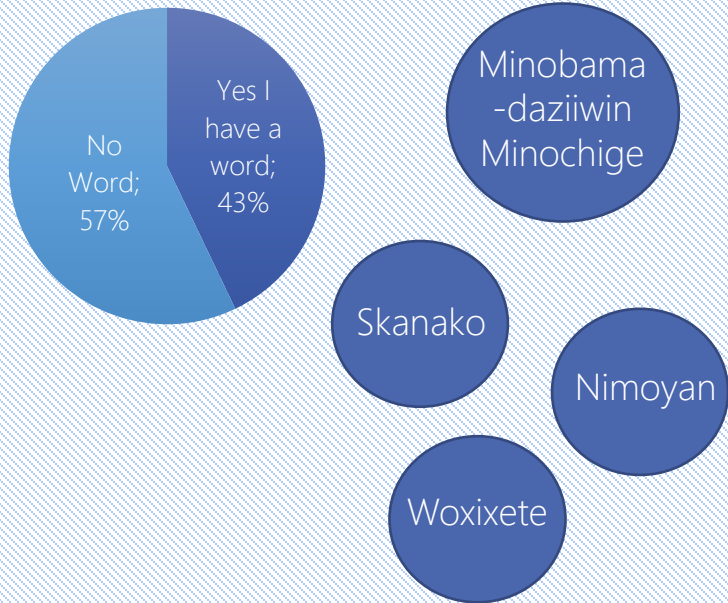


# Community Wellness Dashboard

**2021**

**(N)15**

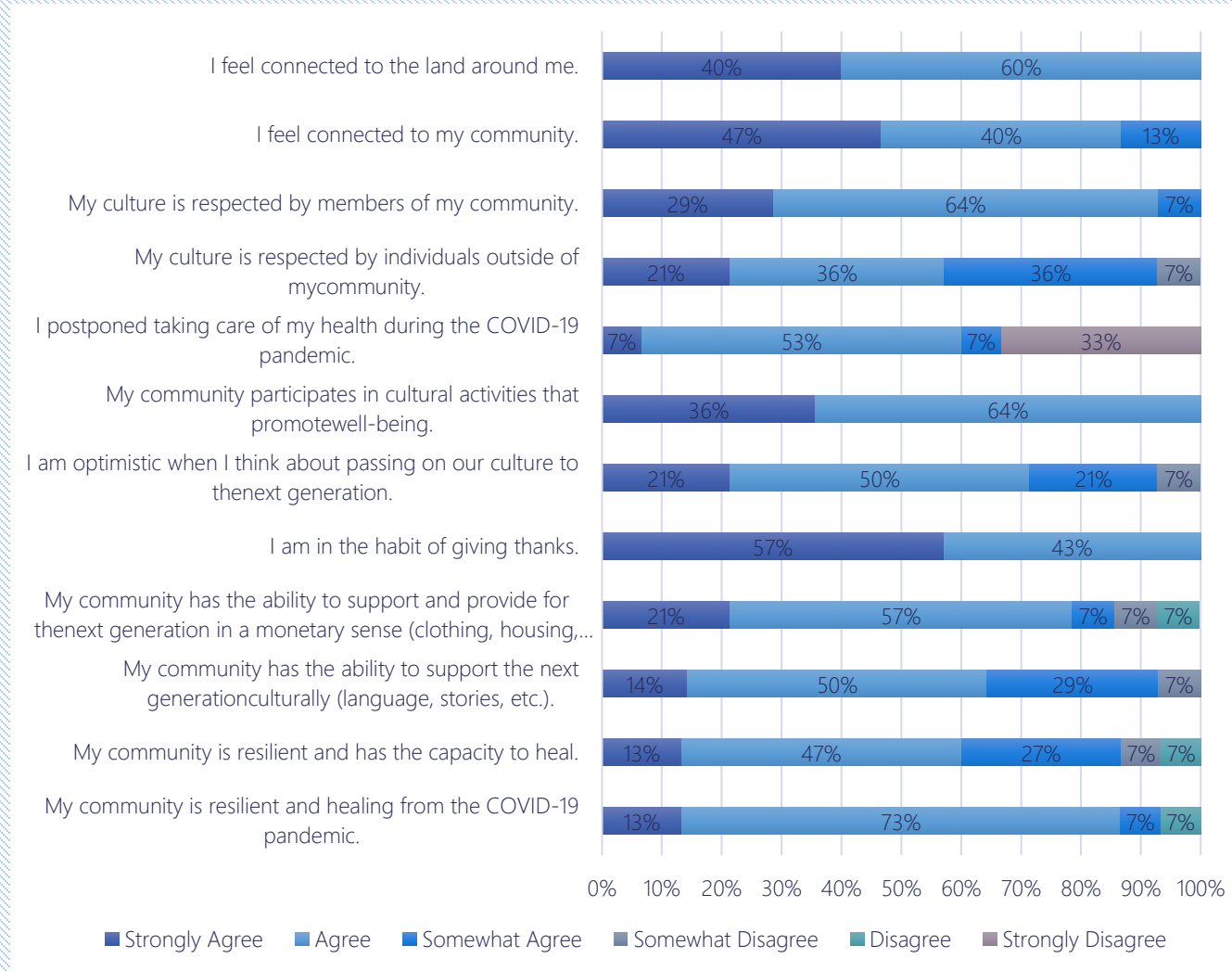
## Traditional Word for Well-Being




## Tribe

Oneida	13%
Lac du Flambeau	53%
Potawatomi	7%
Leech Lake	7%
Ho Chunk	7%
Menominee	13%

## Survey Items



## Overall Perception of Health





# Overall Progress Dashboard

Goal B: Engagement with research, community events, new opportunities and internships



22

GLNARCH team meetings  
bi-weekly calls

2020-21



28

Other meetings with partners, tribal  
leadership, and community

2020-21



4

On-Going research projects  
affiliated with GLNARCH

2021



21

New partnerships and opportunities  
and initiatives for follow-up

2021



## NARCH Engagement

No. Community Events 6

No. Interns Students 3

No. AISSP Students 12

No. Social Media hits AISSP 1900

No. Digital Story/Videos 12

# Preliminary Recommendations

- 1) Develop a summary dashboard (one page) for each core component,
- 2) Continue to explore measures of success for each component,
- 3) Solicit feedback from stakeholders (Explore data we are currently collecting, is it appropriate? Does it tell the NARCH story?)
- 4) Develop a process to cover data gaps,
- 5) Emphasize the evolving nature of assessment and promote a vision of success that responds to the most valued learning goals of our service area.